

# Power

**FUSIBILI EXTRARAPIDI**

Ultra quick fuses

Fusibles ultra rapides



**FUSIBILI SERIE DO**  
DO series fuses | Fusibles série DO




**FUSIBILI SERIE NDZ**  
NDZ series fuses | Fusibles série NDZ



**FUSIBILI SERIE NH**  
NH series fuses | Fusibles série NH



**FUSIBILI SERIE NH00 UR**  
NH00 series fuses UR | Fusibles série NH00 UR



**STRUTTURA DEL CODICE**

Code structure | Structure du code

**Fusibili extrarapidi**  
Ultra quick fuses | Fusibles ultra rapides

**ND**

**Dimensione**  
Dimension | Dimension

**1**

- 1 : DI (50 X 13,2) 0  
D01(36 X 10,7)
  - 2 : DII (50 X 21,5) 0  
D02(36 X 14,9)
  - 3 : DIII (50 X 27)
  - 4 : DIV (50 X 33)
  - 5 : DV (50 X 46)
- 
- 00 : NH00
  - 0 : NH0
  - 1 : NH1 0 NHM1
  - 2 : NH2
  - 3 : NH3



**Fusione**  
Fusion | Fusion

**U**

**U : EXTRA-RAPIDI**  
**UB : EXTRA-RAPIDI**  
**CON BULLONE**



**Amperaggio**  
Amperage | Amperage

**006**

- 002 : 2A
- 004 : 4A
- 006 : 6A
- 010 : 10A
- 025 : 25A
- 035 : 35A
- etc...

**PRODUTTORI | Manufacturers | Producteurs**



# Power

## FUSIBILI EXTRARAPIDI

### Ultra quick fuses

### Fusibles ultra rapides

#### INFORMAZIONI GENERALI

#### General Information

#### Informations Générales

##### ■ CARATTERISTICHE DI FUSIONE

Le caratteristiche di fusione sono segnate con due lettere, delle quali la prima indica la classe di funzione e la seconda gli impianti da proteggere.

##### ■ CLASSE DI FUNZIONE G

Questi fusibili portano corrente costantemente fino a un massimo della loro corrente nominale e interrompono la corrente a partire dalla corrente di fusione minima fino alla loro capacità di rottura (per la protezione da sovraccarichi e corto circuiti).

##### ■ CLASSE DI FUNZIONE A

Fusibili di protezione parziale che portano corrente costantemente fino a un massimo della loro corrente nominale e che possono interrompere correnti al di sopra di un definito multiplo della loro corrente nominale, fino alla loro capacità di rottura (per la protezione da corto circuito).

##### ■ CONSEGUENTI CARATTERISTICHE DI FUSIONE

**gL:** gamma totale - rete di distribuzione e di cavi  
**aM:** gamma parziale - dispositivi di commutazione  
**aR:** gamma parziale - protezione di semiconduttori  
**gR:** gamma totale - protezione di semiconduttori  
**gB:** gamma totale - protezione di apparecchiature per l'estrazione mineraria  
**gTr:** gamma totale - protezione di trasformatori

##### ■ FUSING CHARACTERISTICS

Fusing characteristics are marked with two letters where the first letter denotes the function class and the second one the facility to be protected.

##### ■ FUNCTION CLASS G

The fuse links within this class continuously lead currents at least up to their rated current and can break currents from the lowest melting current up to the rated breaking current (protection against overload and short circuit).

##### ■ FUNCTION CLASS A

Partial range protection fuse links which continuously lead currents at least up to their rated current and which can break currents above a definite multiple of their rated current (protection against short circuit).

##### ■ OUT OF THIS RESULTS THE FOLLOWING FUSING CHARACTERISTIC

**gL:** total range - cable and mains protection  
**aM:** partial range - switching devices protection  
**aR:** partial range - semiconductors protection  
**gR:** total range - semiconductors protection  
**gB:** total range - mining equipments protection  
**gTr:** total range - transformers protection

##### ■ CARACTERISTIQUES DE FUSION

Les caractéristiques de fusion sont marquées avec deux lettres, la première indique la classe de fonction et la deuxième indique les installations à protéger.

##### ■ CLASSE DE FONCTION G

Ces fusibles portent constamment un courant jusqu'au maximum de leur courant nominal et ils interrompent le courant à partir du courant de fusion minimum jusqu'à leur pouvoir de coupure (pour la protection contre les surcharges et courts-circuits).

##### ■ CLASSE DE FONCTION A

Fusibles de protection partielle qui portent constamment un courant jusqu'au maximum de leur courant nominal et qui peuvent interrompre des courants supérieurs à un multiple défini de leur courant nominal, jusqu'à leur pouvoir de coupure (pour la protection contre les courts-circuits).

##### ■ CONSEQUENTES CARACTERISTIQUES DE FUSION

**gL:** gamme totale - réseau de distribution et de câbles.  
**aM:** gamme partielle - dispositifs de commutation  
**aR:** gamme partielle - protection de semi-conducteurs  
**gR:** gamme totale - protection de semi-conducteurs  
**gB:** gamme totale - protection d'appareils pour l'extraction minière  
**gTr:** gamme totale - protection de transformateurs





#### APPLICAZIONI

Applications | Applications

- **Protezione semiconduttori**  
Semiconductor protection | Protection semi-conducteurs
- **Protezione trasformatori**  
Transformer protection | Protection transformateurs
- **Cavi e linee elettriche**  
Cable and mains protection | Câbles et lignes électriques
- **Dispositivi di commutazione**  
Switching devices protection | Dispositifs de commutation
- **Apparecchiature per miniere**  
Mining equipments | Appareillages pour mines

#### VANTAGGI

Advantages | Avantages

- **Elevata capacità di rottura**  
High breaking capacity | Pouvoir de compure élevé
- **Bassa interruzione di corrente**  
Very low cut-off current | Interruption de courant basse
- **Bassi valori di riscaldamento**  
Low heat values | Valeurs de réchauffement basses
- **Tensione molto bassa**  
Very small switch voltage | Tension très basse
- **Resistenti al deterioramento**  
Resistant to ageing | Résistants à la détérioration

## FUSIBILI EXTRARAPIDI

Ultra-quick fuses | Fusibles ultra rapides



### EXTRA RAPIDI DI DI ultra-quick | Ultra rapides DI

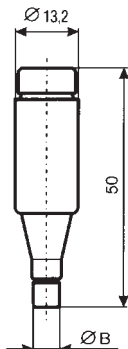
Caratteristica gR	Characteristic gR	Caractéristique gR
<b>Tensione</b> 500 V	<b>Voltage</b> 500 V	<b>Tension</b> 500 V
<b>Capacità di rottura</b> 50.000 A	<b>Breaking capacity</b> 50.000 A	<b>Pouvoir de coupure</b> 50.000 A
<b>Norme riferimento</b> IEC 60269-4-1 DIN 49515	<b>Standards</b> IEC 60269-4-1 DIN 49515	<b>Normes</b> IEC 60269-4-1 DIN 49515
<b>Per basi</b> E16	<b>For bases</b> E16	<b>Pour bases</b> E16

pag. 170



Corrente nominale Rated current Courant nominal	Codice Code Code	Colore Colour Couleur	Peso g. Weight Poids g.	Ø B Ø B Ø B
2 A	ND1U002		12	6
4 A	ND1U004		12	6
6 A	ND1U006		12	6
10 A	ND1U010		13	8
16 A	ND1U016		14	10
20 A	ND1U020		15	12
25 A	ND1U025		16	14

Dimensioni | Dimensions | Dimensions



20 pz  
20 pcs  
20 pces



30 giorni  
30 days  
30 jours



### EXTRA RAPIDI DII DII ultra-quick | Ultra rapides DII

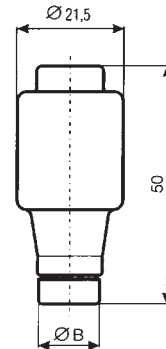
Caratteristica gR	Characteristic gR	Caractéristique gR
<b>Tensione</b> 500 V	<b>Voltage</b> 500 V	<b>Tension</b> 500 V
<b>Capacità di rottura</b> 50.000 A	<b>Breaking capacity</b> 50.000 A	<b>Pouvoir de coupure</b> 50.000 A
<b>Norme riferimento</b> IEC 60269-4-1 DIN 49515	<b>Standards</b> IEC 60269-4-1 DIN 49515	<b>Normes</b> IEC 60269-4-1 DIN 49515
<b>Per basi</b> E27	<b>For bases</b> E27	<b>Pour bases</b> E27

pag. 170



Corrente nominale Rated current Courant nominal	Codice Code Code	Colore Colour Couleur	Peso g. Weight Poids g.	Ø B Ø B Ø B
2 A	ND2U002		27	6
4 A	ND2U004		27	6
6 A	ND2U006		27	6
10 A	ND2U010		27	8
16 A	ND2U016		28	10
20 A	ND2U020		29	12
25 A	ND2U025		30	14
30 A	ND2U030		30	14

Dimensioni | Dimensions | Dimensions



5 pz  
5 pcs  
5 pces



30 giorni  
30 days  
30 jours

## FUSIBILI EXTRARAPIDI

Ultra-quick fuses | Fusibles ultra rapides



### EXTRA RAPIDI DIII DIII ultra-quick | Ultra rapides DIII

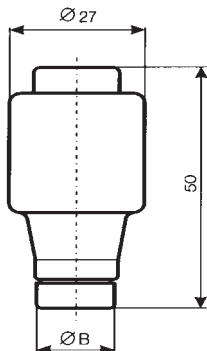
Caratteristica gR	Characteristic gR	Caractéristique gR
<b>Tensione</b> 500 V	<b>Voltage</b> 500 V	<b>Tension</b> 500 V
<b>Capacità di rottura</b> 50.000 A	<b>Breaking capacity</b> 50.000 A	<b>Pouvoir de coupure</b> 50.000 A
<b>Norme riferimento</b> IEC 60269-4-1 DIN 49515	<b>Standards</b> IEC 60269-4-1 DIN 49515	<b>Normes</b> IEC 60269-4-1 DIN 49515
<b>Per basi</b> E33	<b>For bases</b> E33	<b>Pour bases</b> E33

pag. 170



Corrente nominale Rated current Courant nominal	Codice Code Code	Colore Colour Couleur	Peso g. Weight Poids g.	Ø B Ø B Ø B
35 A	ND3U035	■	48	16
50 A	ND3U050	□	49	48
63 A	ND3U063	■	52	20

Dimensioni | Dimensions | Dimensions



25 pz  
25 pcs  
25 pces



30 giorni  
30 days  
30 jours



### EXTRA RAPIDI DIV E DV DIV and DV ultra-quick | Ultra rapides DIV e DV

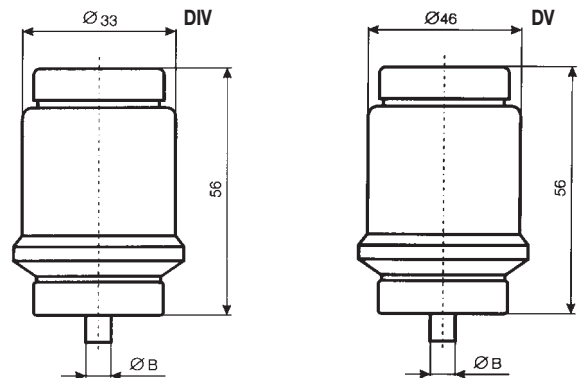
Caratteristica gR	Characteristic gR	Caractéristique gR
<b>Tensione</b> 500 V	<b>Voltage</b> 500 V	<b>Tension</b> 500 V
<b>Capacità di rottura</b> 50.000 A	<b>Breaking capacity</b> 50.000 A	<b>Pouvoir de coupure</b> 50.000 A
<b>Norme riferimento</b> IEC 60269-4-1 DIN 49515	<b>Standards</b> IEC 60269-4-1 DIN 49515	<b>Normes</b> IEC 60269-4-1 DIN 49515
<b>Per basi</b> R1 1/4" e R2	<b>For bases</b> R1 1/4" e R2	<b>Pour bases</b> R1 1/4" e R2

pag. 170



Corrente nominale Rated current Courant nominal	Codice Code Code	Colore Colour Couleur	Peso g. Weight Poids g.	Ø B Ø B Ø B
80 A	ND4U080	■	105	5
100 A	ND4U100	■	110	7
125 A	ND5U125	■	185	5
160 A	ND5U160	■	210	7
200 A	ND5U200	■	215	9

Dimensioni | Dimensions | Dimensions



10 pz  
10 pcs  
10 pces



30 giorni  
30 days  
30 jours

## FUSIBILI EXTRARAPIDI

Ultra-quick fuses | Fusibles ultra rapides



### EXTRA RAPIDI D01 D01 ultra-quick | Ultra rapides D01

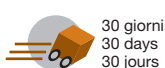
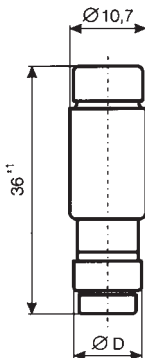
Caratteristica gR	Characteristic gR	Caractéristique gR
<b>Tensione</b> 400 V	<b>Voltage</b> 400 V	<b>Tension</b> 400 V
<b>Capacità di rottura</b> 50.000 A	<b>Breaking capacity</b> 50.000 A	<b>Pouvoir de coupure</b> 50.000 A
<b>Norme riferimento</b> IEC 60269-4-1 VDE 0636	<b>Standards</b> IEC 60269-4-1 VDE 0636	<b>Normes</b> IEC 60269-4-1 VDE 0636
<b>Per basi</b> E14	<b>For bases</b> E14	<b>Pour bases</b> E14

pag. 170-171



Corrente nominale Rated current Courant nominal	Codice Code Code	Colore Colour Couleur	Peso g. Weight Poids g.	Ø D Ø D Ø D
2 A	NN1U002		6	7,3
4 A	NN1U004		6	7,3
6 A	NN1U006		6	7,3
10 A	NN1U010		6	8,5
16 A	NN1U016		6	9,7

Dimensioni | Dimensions | Dimensions



### EXTRA RAPIDI D02 D02 ultra-quick | Ultra rapides D02

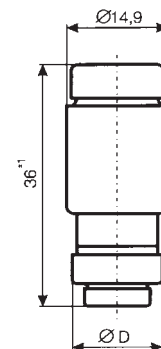
Caratteristica gR	Characteristic gR	Caractéristique gR
<b>Tensione</b> 400 V	<b>Voltage</b> 400 V	<b>Tension</b> 400 V
<b>Capacità di rottura</b> 50.000 A	<b>Breaking capacity</b> 50.000 A	<b>Pouvoir de coupure</b> 50.000 A
<b>Norme riferimento</b> IEC 60269-4-1 VDE 0636	<b>Standards</b> IEC 60269-4-1 VDE 0636	<b>Normes</b> IEC 60269-4-1 VDE 0636
<b>Per basi</b> E18	<b>For bases</b> E18	<b>Pour bases</b> E18

pag. 170-171



Corrente nominale Rated current Courant nominal	Codice Code Code	Colore Colour Couleur	Peso g. Weight Poids g.	Ø D Ø D Ø D
20 A	NN2U020		11	10,9
25 A	NN2U025		12	12,1
35 A	NN2U035		13	13,3
50 A	NN2U050		13	14,5
63 A	NN2U063		15	15,9

Dimensioni | Dimensions | Dimensions



## FUSIBILI EXTRARAPIDI

Ultra-quick fuses | Fusibles ultra rapides



### EXTRA RAPIDI NH00 - 660RF 660RF - NH00 ultra-quick | Ultra rapides NH00 - 660RF

<b>Tensione</b> 690 V (IEC) /700 V (UL)	<b>Voltage</b> 690 V (IEC) /700 V (UL)	<b>Tension</b> 690 V (IEC) /700 V (UL)
<b>Capacità di rottura</b> 200.000A	<b>Breaking capacity</b> 200.000A	<b>Pouvoir de coupure</b> 200.000A
<b>Norme riferimento</b> DIN 43653	<b>Standards</b> DIN 43653	<b>Normes</b> DIN 4365
<b>Cod. omologazione</b> Bussmann: 660RF - 170M	<b>Approval code</b> Bussmann: 660RF - 170M	<b>Code d'homologation</b> Bussmann: 660RF - 170M

pag. 172



Corrente nominale Rated current Courant nominal	Codice Code Code	Tipo Type Type	I <sup>2</sup> t (A <sup>2</sup> s) I <sup>2</sup> t (A <sup>2</sup> s) Ft (A <sup>2</sup> s)	Potenza dissipata Power loss Puissance dissipée
25 A	660RF00AT25	170M2658	130	6
35 A	660RF00AT35	170M2657	195	7
50 A	660RF00AT50	170M2661	640	10
63 A	660RF00AT63	170M2662	1200	12
80 A	660RF00AT80	170M2663	2100	15
100 A	660RF00AT100	170M2664	4150	20
125 A	660RF00AT125	170M2665	6950	25
160 A	660RF00AT160	170M2666	13000	30
200 A	660RF00AT200	170M2667	23000	35
250 A	660RF00AT250	170M2668	42000	45
315 A	660RF00AT315	170M2669	68500	55
350 A	660RF00AT350	170M2670	91500	60
400 A	660RF00AT400	170M2671	125000	70

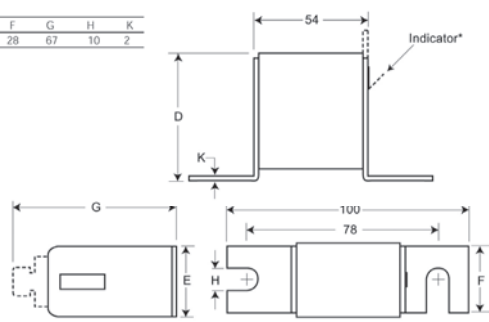
#### BASE PORTAFUSIBILE UNIPOLARE | Single pole fuse base | Bases porte-fusibles unipolaires

Codice Code Code	Descrizione Description Description	Corrente nominale Rated current Courant nominal	Tensione Voltage Tension
170B790026	Base portafusibile unipolare   Single pole fuse base   Base porte-fusibles unipolaires	400A	690V
170H0235	Microswitch	2A	250V


#### Dimensioni | Dimensions | Dimensions

Size	D	E	F	G	H	K
00	.51	.30	.28	.67	.10	.2

Dimension in mm.  
1mm = 0.0394" 1" = 25.4mm



\*Indication for Size 00 Fuses is a red pin



### EXTRA RAPIDI NH00 NH00 ultra-quick | Ultra rapides NH00

<b>Tensione</b> 690 V	<b>Voltage</b> 690 V	<b>Tension</b> 690 V
<b>Capacità di rottura</b> 50.000 A	<b>Breaking capacity</b> 50.000 A	<b>Pouvoir de coupure</b> 50.000 A
<b>Norme riferimento</b> Coltello: DIN 43620 VDE 0636-201 Bullone: DIN 43653 IEC 60269-4-1	<b>Standards</b> Knife: DIN 43620 VDE 0636-201 Screw: DIN 43653 IEC 60269-4-1	<b>Normes</b> Couteau: DIN 43620 VDE 0636-201 Boulon: DIN 43653 IEC 60269-4-1

pag. 171-172



Corrente nominale Rated current Courant nominal	Tipo Type Type	Codice Code Code	Peso g. Weight Poids g.
<b>Coltello   Knife   Couteau</b>			
6 A	gR	NH00U006	0,18
10 A	gR	NH00U010	0,18
16 A	gR	NH00U016	0,18
20 A	gR	NH00U020	0,18
25 A	gR	NH00U025	0,18
35 A	gR	NH00U035	0,18
40 A	gR	NH00U040	0,18
50 A	gR	NH00U050	0,18
63 A	gR	NH00U063	0,18
80 A	gR	NH00U080	0,18
100 A	gR	NH00U100	0,18
125 A	gR	NH00U125	0,18
160 A	aR	NH00U160	0,18
<b>Bullone   Screw   Boulon</b>			
6 A	gR	NH00UB006	0,18
10 A	gR	NH00UB010	0,18
16 A	gR	NH00UB016	0,18
20 A	gR	NH00UB020	0,18
25 A	gR	NH00UB025	0,18
35 A	gR	NH00UB035	0,18
40 A	gR	NH00UB040	0,18
50 A	gR	NH00UB050	0,18
63 A	gR	NH00UB063	0,18
80 A	gR	NH00UB080	0,18
100 A	gR	NH00UB100	0,18
125 A	gR	NH00UB125	0,18
160 A	aR	NH00UB160	0,18





## FUSIBILI EXTRARAPIDI

Ultra-quick fuses | Fusibles ultra rapides



### EXTRA RAPIDI NHO NHO ultra-quick | ultra rapides NHO

<b>Tensione</b> 690 V	<b>Voltage</b> 690 V	<b>Tension</b> 690 V
<b>Capacità di rottura</b> 50.000 A	<b>Breaking capacity</b> 50.000 A	<b>Pouvoir de coupure</b> 50.000 A
<b>Norme riferimento</b> Coltello: DIN 43620 VDE 0636-201 Bullone: DIN 43653 IEC 60269-4-1	<b>Standards</b> Knife: DIN 43620 VDE 0636-201 Screw: DIN 43653 IEC 60269-4-1	<b>Normes</b> Couteau: DIN 43620 VDE 0636-201 Boulon: DIN 43653 IEC 60269-4-1

pag. 171-172



Corrente nominale Rated current Courant nominal	Tipo Type Type	Codice Code Code	Peso g. Weight Poids g.
---	----------------------	------------------------	-------------------------------

#### Coltello | Knife | Couteau

6 A	gR	NHOU006	0,32
10 A	gR	NHOU010	0,32
16 A	gR	NHOU016	0,32
20 A	gR	NHOU020	0,32
25 A	gR	NHOU025	0,32
35 A	gR	NHOU035	0,32
40 A	gR	NHOU040	0,32
50 A	gR	NHOU050	0,32
63 A	gR	NHOU063	0,32
80 A	gR	NHOU080	0,32
100 A	gR	NHOU100	0,32
125 A	gR	NHOU125	0,32
160 A	aR	NHOU160	0,32

#### Bullone | Screw | Boulon

6 A	gR	NHOU006	0,32
10 A	gR	NHOU010	0,32
16 A	gR	NHOU016	0,32
20 A	gR	NHOU020	0,32
25 A	gR	NHOU025	0,32
35 A	gR	NHOU035	0,32
40 A	gR	NHOU040	0,32
50 A	gR	NHOU050	0,32
63 A	gR	NHOU063	0,32
80 A	gR	NHOU080	0,32
100 A	gR	NHOU100	0,32
125 A	gR	NHOU125	0,32
160 A	aR	NHOU160	0,32



### EXTRA RAPIDI NH1 NH1 ultra-quick | Ultra rapides NH1

<b>Tensione</b> 690 V	<b>Voltage</b> 690 V	<b>Tension</b> 690 V
<b>Capacità di rottura</b> 50.000 A	<b>Breaking capacity</b> 50.000 A	<b>Pouvoir de coupure</b> 50.000 A
<b>Norme riferimento</b> Coltello: DIN 43620 VDE 0636-201 Bullone: DIN 43653 IEC 60269-4-1	<b>Standards</b> Knife: DIN 43620 VDE 0636-201 Screw: DIN 43653 IEC 60269-4-1	<b>Normes</b> Couteau: DIN 43620 VDE 0636-201 Boulon: DIN 43653 IEC 60269-4-1

pag. 171-172



Corrente nominale Rated current Courant nominal	Tipo Type Type	Codice Code Code	Peso g. Weight Poids g.
---	----------------------	------------------------	-------------------------------

#### Coltello | Knife | Couteau

35 A	gR	NH1U035	0,45
50 A	gR	NH1U050	0,45
63 A	gR	NH1U063	0,45
80 A	gR	NH1U080	0,45
100 A	gR	NH1U100	0,45
125 A	gR	NH1U125	0,45
160 A	aR	NH1U160	0,45
200 A	aR	NH1U200	0,45
250 A	aR	NH1U250	0,45

#### Bullone | Screw | Boulon

35 A	gR	NH1UB035	0,45
50 A	gR	NH1UB050	0,45
63 A	gR	NH1UB063	0,45
80 A	gR	NH1UB080	0,45
100 A	gR	NH1UB100	0,45
125 A	gR	NH1UB125	0,45
160 A	aR	NH1UB160	0,45
200 A	aR	NH1UB200	0,45
250 A	aR	NH1UB250	0,45



## FUSIBILI EXTRARAPIDI

Ultra-quick fuses | Fusibles ultra rapides



### EXTRA RAPIDI NH2 NH2 ultra-quick | Ultra rapides NH2

Tensione 690 V	Voltage 690 V	Tension 690 V
<b>Potere di interruzione</b> 50.000 A	<b>Breaking capacity</b> 50.000 A	<b>Pouvoir de coupure</b> 50.000 A
<b>Norme riferimento</b> Coltello: DIN 43620 VDE 0636-201 Bullone: DIN 43653 IEC 60269-4-1	<b>Standards</b> Knife: DIN 43620 VDE 0636-201 Screw: DIN 43653 IEC 60269-4-1	<b>Normes</b> Couteau: DIN 43620 VDE 0636-201 Boulon: DIN 43653 IEC 60269-4-1

pag. 171-172



Corrente nominale Rated current Courant nominal	Tipo Type Type	Codice Code Code	Peso g. Weight Poids g.
<b>Coltello   Knife   Couteau</b>			
80 A	gR	NH2U080	0,68
100 A	gR	NH2U100	0,68
125 A	gR	NH2U125	0,68
160 A	aR	NH2U160	0,68
200 A	aR	NH2U200	0,68
250 A	aR	NH2U250	0,68
280 A	aR	NH2U280	0,68
315 A	aR	NH2U315	0,68
355 A	aR	NH2U355	0,68
400 A	aR	NH2U400	0,68
<b>Bullone   Screw   Boulon</b>			
80 A	gR	NH2UB080	0,68
100 A	gR	NH2UB100	0,68
125 A	gR	NH2UB125	0,68
160 A	aR	NH2UB160	0,68
200 A	aR	NH2UB200	0,68
250 A	aR	NH2UB250	0,68
280 A	aR	NH2UB280	0,68
315 A	aR	NH2UB315	0,68
355 A	aR	NH2UB355	0,68
400 A	aR	NH2UB400	0,68

3/15 pz  
3/15 pcs  
3/15 pces

30 giorni  
30 days  
30 jours



### EXTRA RAPIDI NH3 NH3 ultra-quick | Ultra rapides NH3

Tensione 690 V	Voltage 690 V	Tension 690 V
<b>Potere di interruzione</b> 50.000 A	<b>Breaking capacity</b> 50.000 A	<b>Pouvoir de coupure</b> 50.000 A
<b>Norme riferimento</b> Coltello: DIN 43620 VDE 0636-201 Bullone: DIN 43653 IEC 60269-4-1	<b>Standards</b> Knife: DIN 43620 VDE 0636-201 Screw: DIN 43653 IEC 60269-4-1	<b>Normes</b> Couteau: DIN 43620 VDE 0636-201 Boulon: DIN 43653 IEC 60269-4-1

pag. 171-172



Corrente nominale Rated current Courant nominal	Tipo Type Type	Codice Code Code	Peso g. Weight Poids g.
<b>Coltello   Knife   Couteau</b>			
250 A	aR	NH3U250	0,88
280 A	aR	NH3U280	0,88
315 A	aR	NH3U315	0,88
355 A	aR	NH3U355	0,88
400 A	aR	NH3U400	0,88
450 A	aR	NH3U450	0,88
500 A	aR	NH3U500	0,88
560 A	aR	NH3U560	0,88
630 A	aR	NH3U630	0,88
<b>Bullone   Screw   Boulon</b>			
250 A	aR	NH3UB250	0,88
280 A	aR	NH3UB280	0,88
315 A	aR	NH3UB315	0,88
355 A	aR	NH3UB355	0,88
400 A	aR	NH3UB400	0,88
450 A	aR	NH3UB450	0,88
500 A	aR	NH3UB500	0,88
560 A	aR	NH3UB560	0,88
630 A	aR	NH3UB630	0,88

3/12 pz  
3/12 pcs  
3/12 pces

30 giorni  
30 days  
30 jours

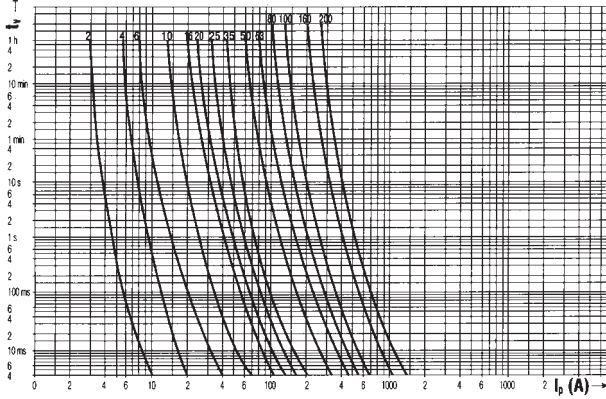
## FUSIBILI EXTRARAPIDI

Ultra-quick fuses | *Fusibles ultra rapides*

### EXTRA RAPIDI DI - DII - DIII - DIV - DV DI - DII - DIII - DIV - DV ultra-quick | *Ultra rapides DI - DII - DIII - DIV - DV*

Caratteristiche di fusione | Time current characteristics | *Caractéristiques de fusion*

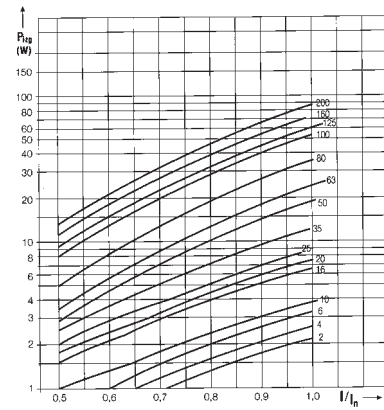
Time-Current Characteristics



### EXTRA RAPIDI DI - DII - DIII - DIV - DV DI - DII - DIII - DIV - DV ultra-quick | *Ultra rapides DI - DII - DIII - DIV - DV*

Caratteristiche di dissipazione | Power loss characteristics | *Caractéristique de dissipation*

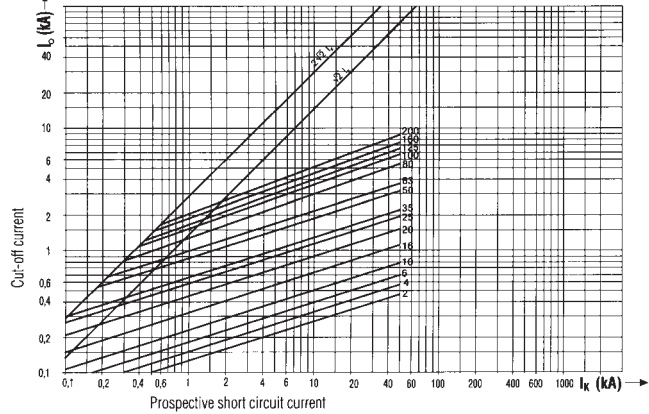
Power loss diagram



### EXTRA RAPIDI DI - DII - DIII - DIV - DV DI - DII - DIII - DIV - DV ultra-quick | *Ultra rapides DI - DII - DIII - DIV - DV*

Caratteristiche di limitazione | Cut-off characteristics | *Caractéristique de limitations*

Cut-off current characteristics



### EXTRA RAPIDI DI - DII - DIII - DIV - DV DI - DII - DIII - DIV - DV ultra-quick | *Ultra rapides DI - DII - DIII - DIV - DV*

Valori I²t | I²t values |  *Valeurs Ft*

I²t values D ULTRA-QUICK®

rated current Nennstrom (A)	Melting integral Schmelzintegral (A²·s)	Max. total integral max. Gesamte Integral (A²·s)		
		at/bei 125 V	at/bei 250 V	at/bei 500 V
2	0.7	1.8	3.5	5.8
4	1.8	4.1	6	11
6	4	6	10	18
10	8	12.5	23	40
16	16.2	34	40	60
20	35.8	67	85	139
25	48.9	85	116	205
30	85	120	170	310
35	135	220	300	539
50	340	600	780	1250
63	530	850	1115	1890
90	980	1480	2110	4200
100	1950	3000	4200	8450
125	3100	4300	5000	16000
160	10000	12000	18000	24000
200	17000	22000	31000	40000

### EXTRA RAPIDI D01 - D02 D01 - D02 ultra-quick | *Ultra rapides D01 - D02*

Valori I²t | I²t values | *Valeurs Ft*

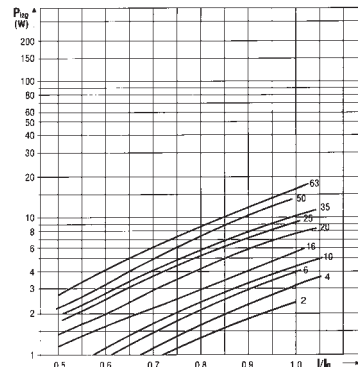
I²t values D0 ULTRA-QUICK®

rated current Nennstrom (A)	melting integral Schmelzintegral (A²·s)	Total integral Gesamte Integral (A²·s)		
		at/bei 100 V	at/bei 200 V	at/bei 400 V
2	1	2.3	4	6.3
4	2	4.7	8	13
6	5	7	12	20
10	12	25	40	65
16	35	70	100	200
20	55	120	180	275
25	85	160	280	480
35	180	250	450	1000
50	250	550	850	1800
63	550	800	1200	2500

### EXTRA RAPIDI D01 - D02 D01 - D02 ultra-quick | *Ultra rapides D01 - D02*

Caratteristiche di dissipazione | Power loss characteristics | *Caractéristique de dissipation*

Power loss diagram



## FUSIBILI EXTRARAPIDI

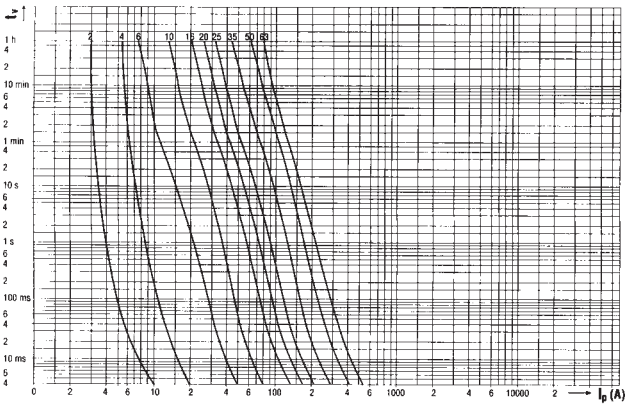
Ultra-quick fuses | *Fusibles ultra rapides*

### EXTRA RAPIDI D01 - D02

D01 - D02 ultra-quick | *Ultra rapides D01 - D02*

Caratteristiche di fusione | Time current characteristics | *Caracteristiques de fusion*

Time-current characteristics

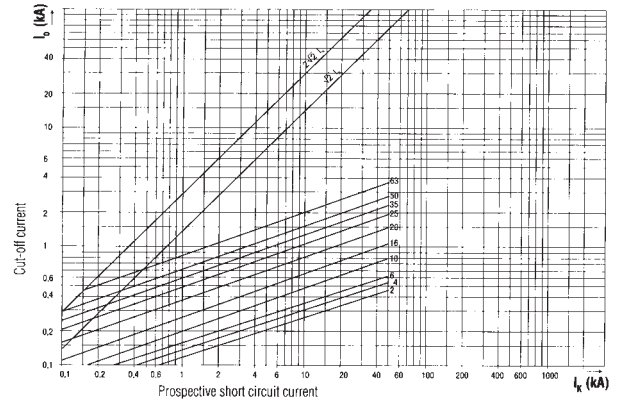


### EXTRA RAPIDI D01 - D02

D01 - D02 ultra-quick | *Ultra rapides D01 - D02*

Caratteristiche di limitazione | Cut-off characteristics | *Caractéristique de limitations*

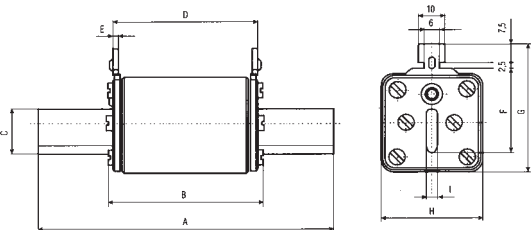
Cut-off current characteristics



### EXTRA RAPIDI NH

NH ultra-quick | *Ultra rapides NH*

Dimensioni | Dimensions | *Dimensions*

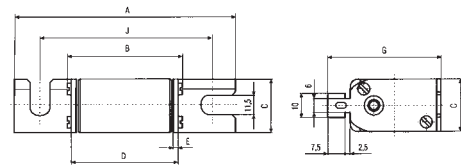


	A	B	C	D	E	F	G	H	I
NH 00 U	80	54	15	49	2	35	50,5	28	6
NH 0 U	125	66	15	68	2	35	56,5	28	6
NH 1 U	135	75	20	68	2	40	61,5	46	6
NH 2 U	150	75	26	68	2	48	71,5	57	6
NH 3 U	150	75	36	68	2	60	81,5	69	6
NH 1/1000V U	155	95	20	88	2	40	57,5	46	6

### EXTRA RAPIDI NH

NH ultra-quick | *Ultra rapides NH*

Dimensioni | Dimensions | *Dimensions*

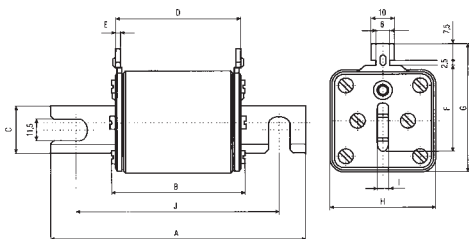


	A	B	C	D	E	F	G	H	I	J
NH 00 UB	105	54	27	49	2	-	58	28	-	80
NH 0 UB	121	69	27	68	2	-	58	28	-	97
NH 1 UB	140	75	26	68	2	40	57,5	46	6	110
NH 2 UB	140	75	26	68	2	48	71,5	57	6	110
NH 3 UB	140	75	36	68	2	60	81,5	69	6	110
NH 1/1000V UB	160	95	26	88	2	40	57,5	46	6	130

### EXTRA RAPIDI NH

NH ultra-quick | *Ultra rapides NH*

Dimensioni | Dimensions | *Dimensions*



	A	B	C	D	E	F	G	H	I	J
NH 00 UB	105	54	27	49	2	-	58	28	-	80
NH 0 UB	121	69	27	68	2	-	58	28	-	97
NH 1 UB	140	75	26	68	2	40	57,5	46	6	110
NH 2 UB	140	75	26	68	2	48	71,5	57	6	110
NH 3 UB	140	75	36	68	2	60	81,5	69	6	110
NH 1/1000V UB	160	95	26	88	2	40	57,5	46	6	130

### EXTRA RAPIDI NH00 - NH3

NH00 - NH3 ultra-quick | *Ultra rapides NH00 - NH3*

Valori I<sup>2</sup>t | I<sup>2</sup>t values | *Valeurs I<sup>2</sup>t*

I<sup>2</sup>-t values HRC ULTRA-QUICK®

I <sub>n</sub> (A)	Melting integral A <sup>2</sup> s	Max total integral (A <sup>2</sup> s)		
		at 180 V	at 330 V	at 660 V
<b>NH 00 - NH 3</b>				
6	4	7	10	18
10	13	20	35	60
16	32	56	90	170
20	52	94	140	250
25	85	160	240	460
35	190	310	500	1000
50	290	520	760	1500
63	500	750	1050	3000
80	1000	1550	2200	5300
100	2000	2800	3900	9000
125	3100	4300	6000	16000
160	10000	12000	18000	24000
200	17000	22000	31000	40000
250	22000	32000	44500	65000
315	48000	55000	75000	175000
400	85000	101000	140000	270000
500	160000	200000	300000	620000
630	270000	348000	460000	850000



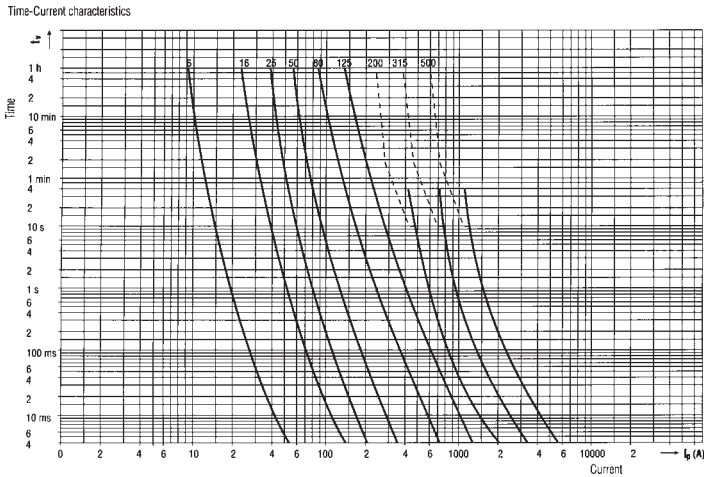
## FUSIBILI EXTRARAPIDI

Ultra-quick fuses | *Fusibles ultra rapides*

### EXTRA RAPIDI NH00 - NH0 - NH1 - NH2 - NH3

NH00 - NH0 - NH1 - NH2 - NH3 ultra-quick | *Ultra rapides NH00 - NH0 - NH1 - NH2 - NH3*

Caratteristiche di fusione | Time current characteristics | *Caracteristiques de fusion*

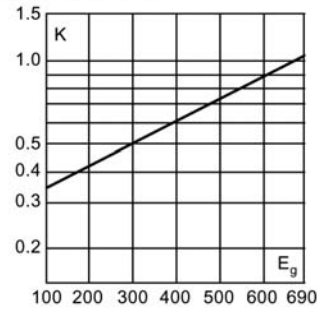


### EXTRA RAPIDI NH00 - 660RF

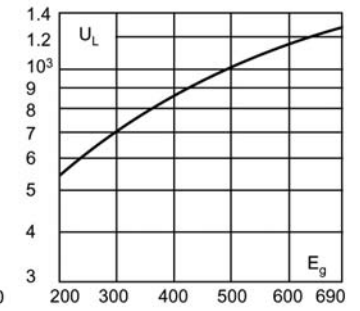
660RF - NH00 ultra quick | *Ultra rapides NH00 - 660RF*

Caratteristiche di fusione | Time current characteristics | *Caracteristiques de fusion*

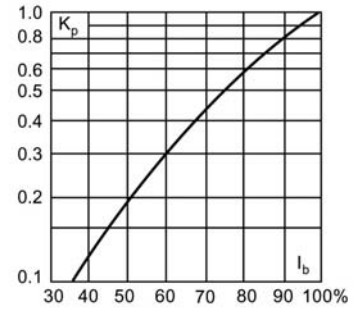
#### Total Clearing $I^2t$



#### Arc Voltage



#### Power Losses

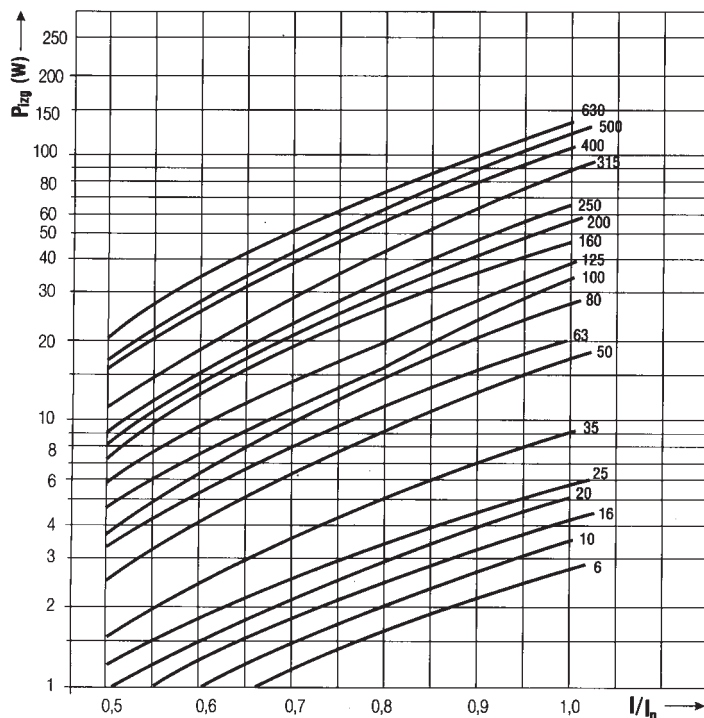


### EXTRA RAPIDI NH00 - NH0 - NH1 - NH2 - NH3

NH00 - NH0 - NH1 - NH2 - NH3 ultra-quick | *Ultra rapides NH00 - NH0 - NH1 - NH2 - NH3*

Caratteristiche di dissipazione | Power loss characteristics | *Caractéristique de dissipation*

Power loss diagram



### EXTRA RAPIDI NH00 - NH0 - NH1 - NH2 - NH3

NH00 - NH0 - NH1 - NH2 - NH3 ultra-quick | *Ultra rapides NH00 - NH0 - NH1 - NH2 - NH3*

Caratteristiche di limitazione | Cut-off characteristics | *Caractéristique de limitations*

Cut-off current characteristics

